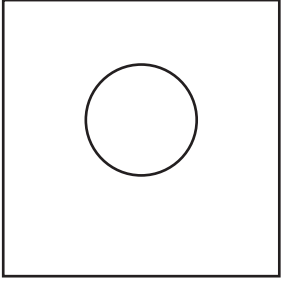
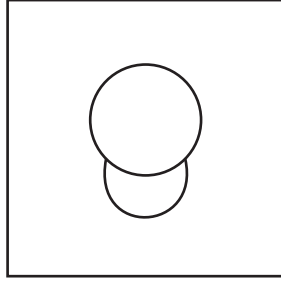


Draw A Spooky Spider


Draw your own spooky spider and hang it down from the web using a yarn.



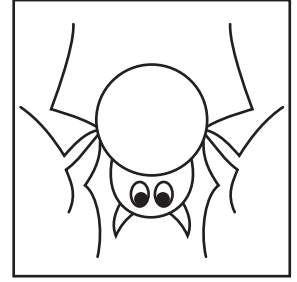
Start by drawing a big circle for the spider's body.



Draw a wide U under the circle. This would be the spider's face.



Draw a set of eyes and fangs to make the spider scary.




Now draw the legs and it's done!

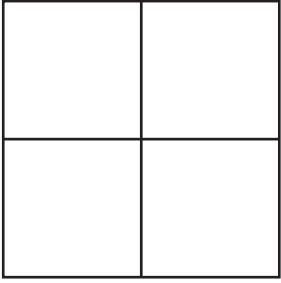


Spooky Spider

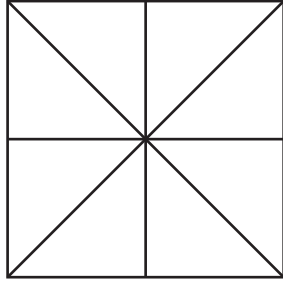
Now, color inside the spooky spider and hang it down the web using a yarn!



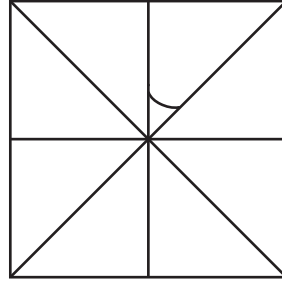
Draw A Spiderweb



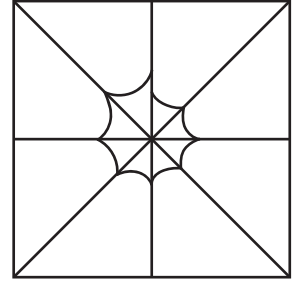
Start by drawing a cross, one horizontal line and one vertical line.



Draw two more lines, this time diagonals.



Make a small arch from one line to another.



Now make more, all way around and continue the spiral.

