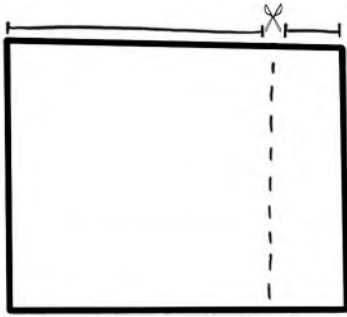



How to Make an Origami Heart

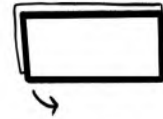
Materials: paper, ruler, scissors



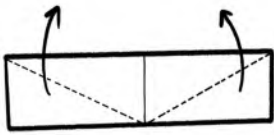
1. Cut a 2 1/2 inch strip from your paper.




2. Fold in half.



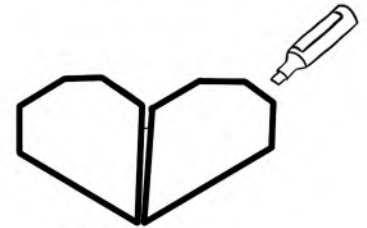
3. Unfold.



4. Fold bottom paper to center fold.



5. Fold down top corners.



6. Decorate!

