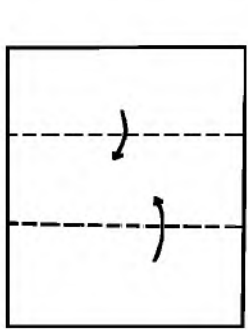
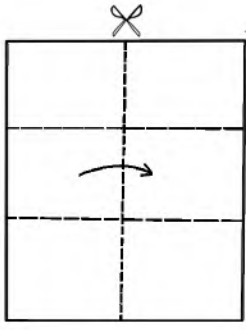


How to Make a Cut-Out Mother's Day Card

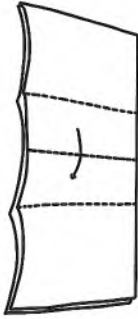
Materials: paper, scissors



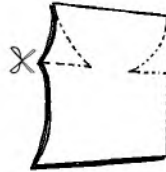
1. Fold in thirds.



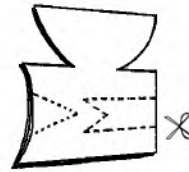
2. Fold in half and cut on fold.



3. Fold in half.



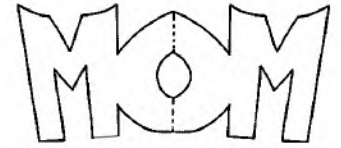
4. Cut the shape of the O.



5. Cut the shape of the M.



6. Cut the hole in the O.



7. Unfold and decorate!

