

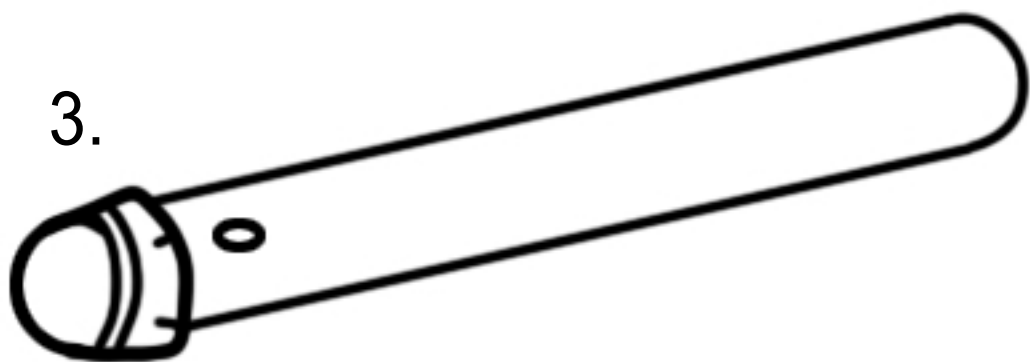
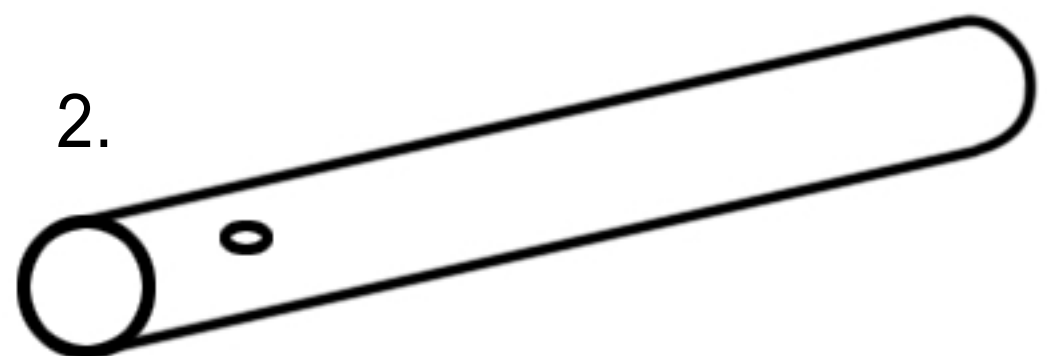
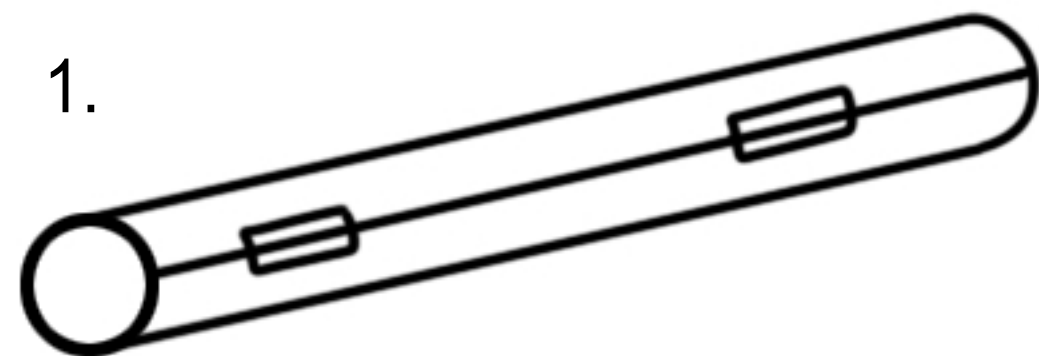
Paper Flute

Warbling - Warbling is a musical effect that can be seen in Indigenous flute music, as well as other wind instruments like the harmonica.

Warbling can also be heard in animals like birds, in string instruments like the guitar, and even in the human voice. It is a distinct sound that sounds like the fluctuations of several different pitches.

Materials: Rubber band, card stock, construction paper, strong tape scissors or a hole punch, art materials, and parchment paper

1. Roll the piece of cardstock paper the long way to make one long tube with an opening about the size of a quarter. Tape the sides to hold the shape.
2. Make a half inch air hole to blow into about two inches from one end of the flute. You can make this with a hole punch or scissors.
3. Cover up the end of the tube with parchment paper and a rubber band.



To decorate -

Put your favorite Indigenous motifs or your favorite designs.

Use lighter art mediums like markers that will not wear down your flute and will allow air to move freely through it.