



Hand Print Monkey


Follow the steps below to create your own hand print monkey!




1. Draw an outline of your hand.



2. Add a head, ears, and tail.



3. Add a face.



4. Add a vine or branch. Erase parts of the monkey's legs to add depth.