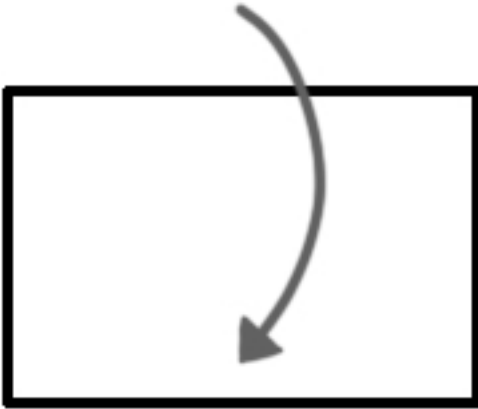


Paper Black Cat

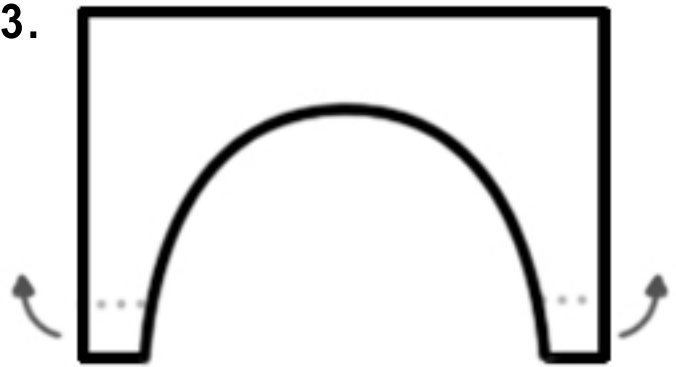
1. Fold a black piece of construction paper in half.
2. Cut out a "U" shape. Keep the fold on top.
3. Fold along the dotted line on each half of the fold to give your cat feet to stand up.
4. Copy the shapes in steps 4 & 5 onto a second sheet of black paper.
5. Cut out your shapes and glue or tape to your cat! Use yellow paper for the eyes and pink paper for the nose (or use white paper and color them).



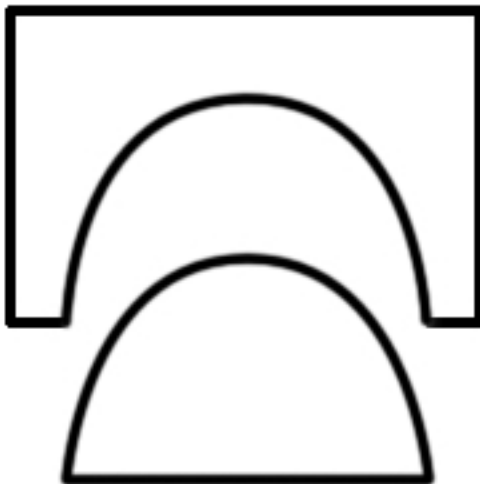
1.



3.



2.



4 & 5.

