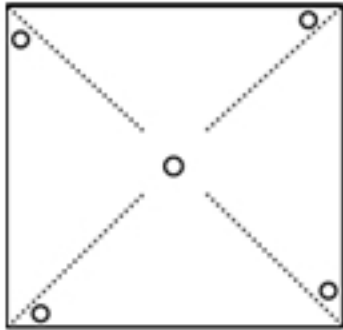


How to Make a Pin Wheel

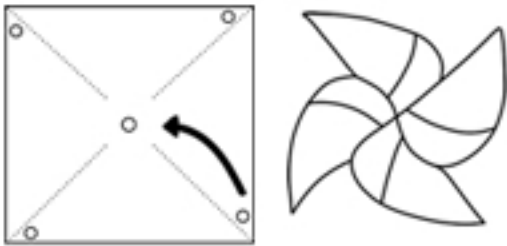
You will need a hole punch, scissors, pencil, pipe cleaner and a stapler.

Pinwheels come from China, where they symbolize turning your luck around! They are traditional decorations for celebrations like Chinese New Year.




Step 1: Cut along the dotted lines.

Step 2: Use a hole punch to punch out the circles.



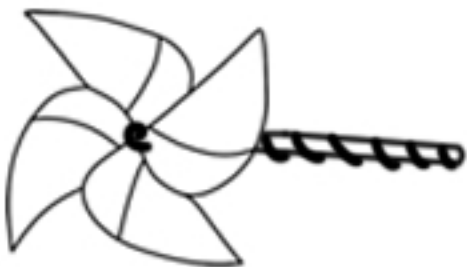
Step 3: Fold the corners to line up in the center

Step 4: Put a pipe cleaner through the holes in the center of the pinwheel.



Step 5: Twist the top of the pipe cleaner into a knot so it doesn't slide back through the holes.

Step 6: Staple the folded pieces together in the center.



Step 7: Wrap the bottom of the pipe cleaner around a pencil.